

Process Instrument Explorer

Configuration Software for Honeywell Controllers & Analyzers


Specification

Overview

The Honeywell's new **Process Instrument Explorer** is easy to use, low cost and operates on your Pocket PC, desktop or laptop computer. This software supports connection over:

- The infrared (IR) port available on the process instrument,
- the RS 485 Communication port,
- the Ethernet port (PC only).

Process Instrument Explorer makes configuration and set-up a simple task. Point your Pocket PC at your instrument and upload the complete configuration. Changes can then be easily made right in the palm of your hand. Point the Pocket PC at the instrument again to download the changes and you're ready to go! Save and store configurations for later use or download the same configuration to multiple instruments quickly and error-free.



Pocket PC running **Process Instrument Explorer**

Process Instrument Explorer gives the user access to the same set-up and maintenance information that is available through the instrument's interface. This is especially useful for proactive maintenance planning, troubleshooting, or recording of configuration information for future use. The PC and Pocket PC software share similar screens and navigation procedures. This makes them easy to use!

Benefits

- Simple and intuitive software running on a Pocket PC, desktop or laptop computer.
- Save set-up time by loading stored configurations to multiple instruments.
- Review of maintenance information for proactive maintenance planning.
- Non-intrusive infrared connection saves time and maintains the NEMA4 integrity.
- No need to go behind the panel to connect the Pocket PC.
- Uses same menu structure as instrument

Features

- Full instrument configuration capability available via a Pocket PC.
- Communication with a Pocket PC using Infrared or RS485 Modbus
- Store multiple instrument configurations in the Pocket PC.
- Transfer stored configurations to a PC.
- Transfer maintenance data to PC in CSV format.
- Runs on Microsoft® Pocket PC 2002 or higher
- Runs on Windows XP, Windows Vista
- Performs code downloads to upgrade the firmware.

Features

To ensure that you are communicating with the correct instrument, the following dual-layer protection system has been implemented:

- After 4 minutes without communication or key presses, the instrument's infrared port will go to an idle state. Simply press one of the keypad key to "wake up" the instrument.
- Infrared port can also be turned off to avoid making unwanted changes.
- The Infrared communication protocol uses an address such as with the Modbus protocol. To successfully communicate with the instrument, the address selected in the Pocket PC must match the address of the instrument you are trying to configure. Several instruments on the same panel should therefore be assigned different addresses.

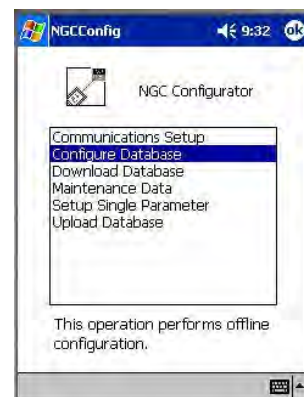
Pocket PC version

The Pocket PC version is similar to the desktop/laptop version. Connect your Pocket PC to the instrument through:

- Modbus RTU through the RS-485 communication port. The connection through Modbus RTU requires that an external RS-232 to RS-485 converter be used. 31 units can be connected at the same time to the Modbus Network.
- the infrared communications port provided on the front face of the instrument.

You can perform the following functions on the main screen:

- Setup the communication parameters.
- Perform an offline configuration.
- Download a configuration to a device.
- Access maintenance data
- Perform online configuration.
- Upload data from a device.



Configuration through the Pocket PC

The uploaded database record from the instrument will supply all the information that is contained in the product regarding groups, functions, enumeration selections, conditional logic and configuration parameter values, i.e. the entire product configuration database.

Also uploaded will be information as to hardware and software option parameters for which the database is valid.

These uploaded option parameters will be saved as part of the database and sent in any subsequent download operation.

If they are not consistent with the options in the targeted product, the download will be rejected and an error message will follow.

It takes only a few seconds to complete an upload.

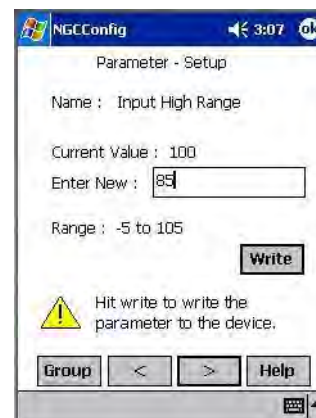


Configuration Upload

When performing an online configuration, the following elements are displayed :

- Name of the parameter in plain text.
- Current value of the parameter.
- New value to be entered.
- Range of the parameter.

The parameter is modified and sent to the unit when the "Write" button is tapped.



Online Configuration

Compatibility

Process Instrument Explorer is compatible with the following Honeywell instruments:

- UDC2500 Controller
- UDC3200 Controller
- UDC3500 Controller
- UDA2182 Analyzer

System Requirements

Desktop or Laptop version	
Hardware connections	Infrared Communications (Actisys ACT-IR220Lplus IR Computer Link) RS485 Ethernet (10BaseT or 10/100 BaseT)
Operating system requirements	Windows XP and Windows Vista
Languages	English, French, German, Italian, Spanish for UDC English, French, German, Italian, Spanish, Russian, Turkish, Polish and Czech for UDA
Pocket PC version	
Hardware connections	Infrared Communications RS232/485
Operating system requirements	Microsoft® Pocket PC 2002 and higher
Processor compatibility	Intel PXA processor
Languages	English, French, German, Italian, Spanish for UDC English, French, German, Italian, Spanish, Russian, Turkish, Polish and Czech for UDA

Ordering Info

To order Process Instrument Explorer, specify part number 50001619-001.

Warranty/Remedy

Honeywell warrants goods of its manufacture as being free of defective materials and faulty workmanship for 18 months from date of shipment. Contact your local sales office for warranty information. If warranted goods are returned to Honeywell during the period of coverage, Honeywell will repair or replace without charge those items it finds defective. The foregoing is Buyer's sole remedy and is **in lieu of all other warranties, expressed or implied, including those of merchantability and fitness for a particular purpose**. Specifications may change without notice. The information we supply is believed to be accurate and reliable as of this printing. However, we assume no responsibility for its use.

While we provide application assistance personally, through our literature and the Honeywell web site, it is up to the customer to determine the suitability of the product in the application.

UDA2182 is a U.S. registered trademark of Honeywell International Inc.

Honeywell

Honeywell Field Solutions

2500 W. Union Hill Drive
Phoenix, Arizona 85027
Tel: 877.466.3993 or 602.313.6665

www.honeywell.com/ps

51-52-03-37
January 2009
© 2009 Honeywell International Inc.